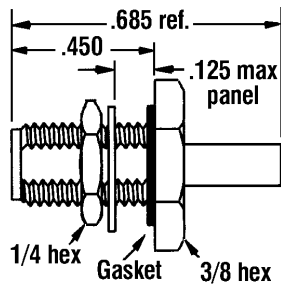


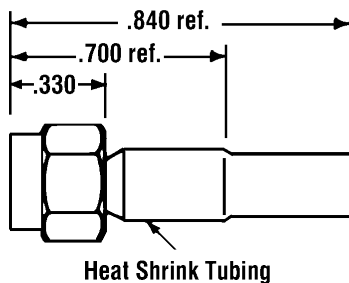
BULKHEAD JACK



FOR SEMI-RIGID OR ULTRA-FLEX CABLE

MODEL	7260-2-*	7210-3-*	7210-42C-*
CABLE	RG405 .085	M17/151 .047	M17/154 .034

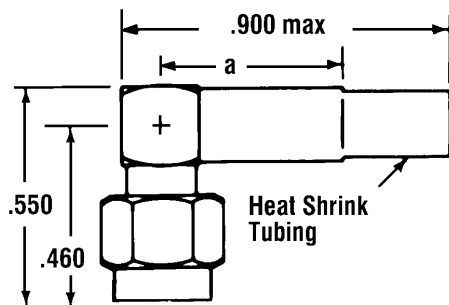
STRAIGHT PLUG



FOR FLEXIBLE CABLE

MODEL	7551-3-*	7551-5-*	7551-29-*	7003-3-*	7003-5-*
CABLE	RG174, 188, 316/U	RG178, 196/U	RG188DS, 316DS	RG174, 188, 316/U	RG178, 196/U
NOTES	non-captive contact crimp or solder	non-captive contact crimp or solder	captive contact crimp or solder	captive contact crimp or solder	captive contact crimp or solder

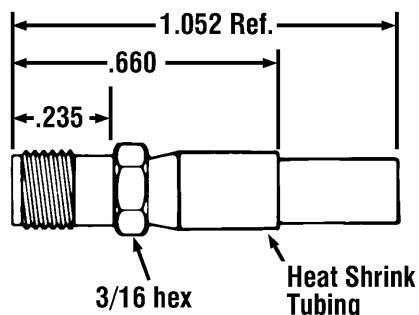
RIGHT ANGLE PLUG



FOR FLEXIBLE CABLE

MODEL	7090C-3-*	7090C-5-*	7090-3-*	7090-5-*
CABLE	RG174, 188, 316/U	RG178, 196/U	RG174, 188, 316/U	RG178, 196/U
Dim A:	.525	.400	.400	.525
NOTES	crimp	crimp	solder	solder

STRAIGHT JACK



FOR FLEXIBLE CABLE

MODEL	7552-3-*	7552-5-*	7004-3-*	7004-5-*
CABLE	RG174, 188, 316/U	RG178, 196/U	RG174, 188, 316/U	RG178, 196/U
NOTES	non-captive contact crimp clamp	non-captive contact crimp clamp	captive contact crimp clamp	captive contact crimp clamp

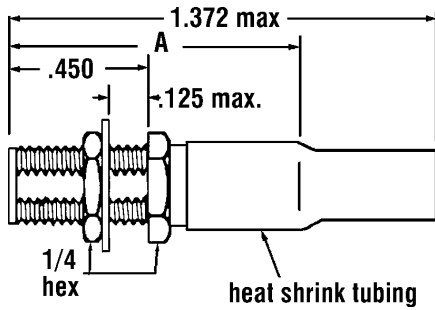
XX -SEE NOTE ON SPECIFICATION SHEET FOR PERFORMANCE, MATERIAL AND MOUNTING HOLE SIZE;

*-1 indicates gold plating, -9 indicates passivated (stainless finish) except in areas where gold plating is required for solderability.

SSMA COAXIAL CONNECTORS FOR FLEXIBLE CABLES AND RECEPTACLES



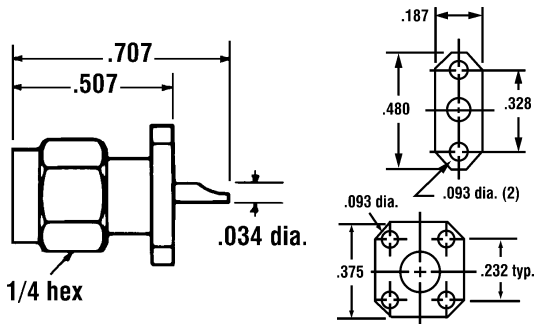
BULKHEAD JACK



FOR FLEXIBLE CABLE

MODEL	7005-3-*	7005-5-*
CABLE	RG174, 188, 316/U	RG178, 196/U
DIM. A=	1.180 max	1.050 max
NOTES	crimp clamp	crimp clamp

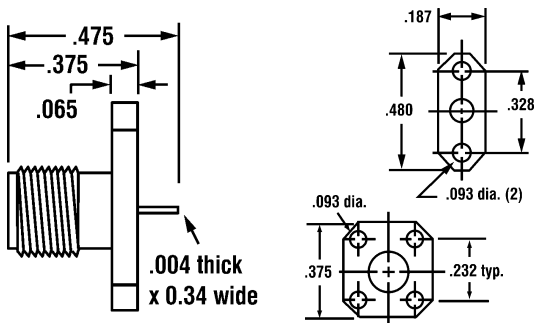
FLANGE MOUNT PLUG



RECEPTACLE

MODEL	7112-1-*	7010-1-*
NOTES	2 hole captive contact solder cup	4 hole captive contact solder cup

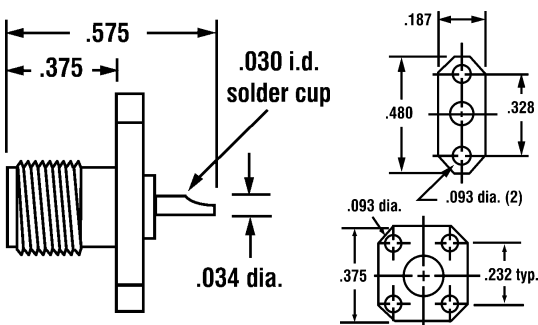
FLANGE MOUNT JACK



RECEPTACLE

MODEL	7009-3-*	7009CC-*	7008-*	7008-CC-*
NOTES	2 hole non-captive contact tab-terminal	2 hole captive contact tab-terminal	4 hole non-captive contact tab-terminal	4 hole captive contact tab-terminal

FLANGE MOUNT JACK



RECEPTACLE

MODEL	7265-*	7011-2-*	7244-2F-*
NOTES	4 hole flush mount* captive contact solder cup	2 hole captive contact solder cup	2 hole flush mount* captive contact solder cup

* Flush Mount Not Shown

XX -SEE NOTE ON SPECIFICATION SHEET FOR PERFORMANCE, MATERIAL AND MOUNTING HOLE SIZE;

* -1 indicates gold plating, -9 indicates passivated (stainless finish) except in areas where gold plating is required for solderability.