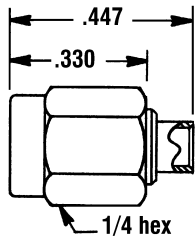


SSMA COAXIAL CONNECTORS FOR SEMI-RIGID CABLE



STRAIGHT PLUG

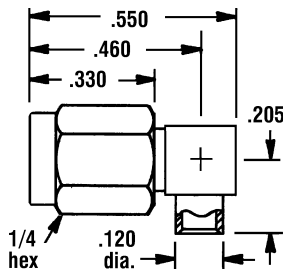


7136, 7133, 7000

FOR SEMI-RIGID OR ULTRA-FLEX CABLE

MODEL	7136-*	7133-*	7000-1-*	7251-2-*
CABLE	M17/154 .034	M17/151 .047	RG405 .085	RG405, M17/133 .085
NOTES	center contact provided solder to body			The inner cable conductor is used as the center contact.

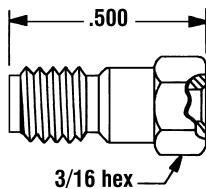
RIGHT ANGLE PLUG



FOR SEMI-RIGID OR ULTRA-FLEX CABLE

MODEL	7271-2-*	7221-3A-*	7221-42C-*
CABLE	RG405, M17/133 .085	M17/151 .047	M17/154 .034
NOTES	solder to body		

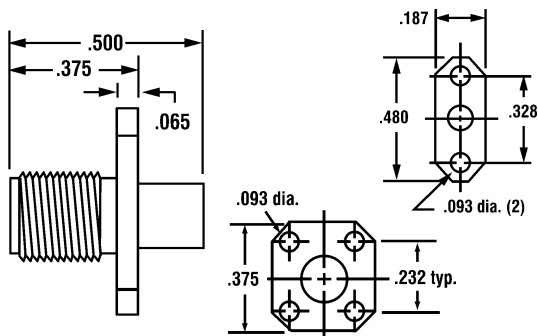
STRAIGHT JACK



FOR SEMI-RIGID OR ULTRA-FLEX CABLE

MODEL	7252-2-*	7202-3A-*	7202-42C-*
CABLE	RG405, M17/133 .085	M17/151 .047	M17/154 .034
NOTES	solder to body		

FLANGE MOUNT JACK



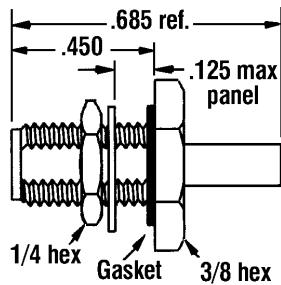
FOR SEMI-RIGID OR ULTRA-FLEX CABLE

MODEL	7256-2-*	7134-*	7246-2-*	7135-*
CABLE	RG405, M17/133 .085	M17/151 .047	RG405 .085	M17/151 .047
NOTES	four hole solder to body		two hole solder to body	

XX -SEE NOTE ON SPECIFICATION SHEET FOR PERFORMANCE, MATERIAL AND MOUNTING HOLE SIZE;

*-1 indicates gold plating, -9 indicates passivated (stainless finish) except in areas where gold plating is required for solderability.

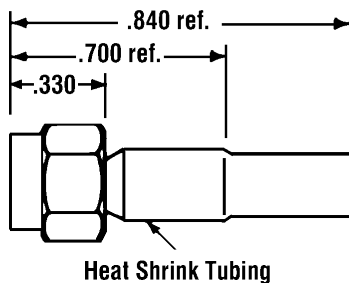
BULKHEAD JACK



FOR SEMI-RIGID OR ULTRA-FLEX CABLE

MODEL	7260-2-*	7210-3-*	7210-42C-*
CABLE	RG405 .085	M17/151 .047	M17/154 .034

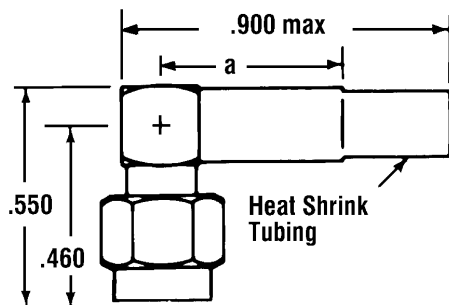
STRAIGHT PLUG



FOR FLEXIBLE CABLE

MODEL	7551-3-*	7551-5-*	7551-29-*	7003-3-*	7003-5-*
CABLE	RG174, 188, 316/U	RG178, 196/U	RG188DS, 316DS	RG174, 188, 316/U	RG178, 196/U
NOTES	non-captive contact crimp or solder	non-captive contact crimp or solder	captive contact crimp or solder	captive contact crimp or solder	captive contact crimp or solder

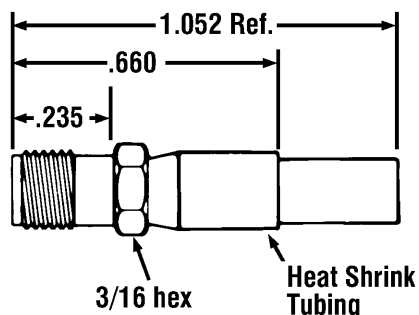
RIGHT ANGLE PLUG



FOR FLEXIBLE CABLE

MODEL	7090C-3-*	7090C-5-*	7090-3-*	7090-5-*
CABLE	RG174, 188, 316/U	RG178, 196/U	RG174, 188, 316/U	RG178, 196/U
Dim A:	.525	.400	.400	.525
NOTES	crimp	crimp	solder	solder

STRAIGHT JACK



FOR FLEXIBLE CABLE

MODEL	7552-3-*	7552-5-*	7004-3-*	7004-5-*
CABLE	RG174, 188, 316/U	RG178, 196/U	RG174, 188, 316/U	RG178, 196/U
NOTES	non-captive contact crimp clamp	non-captive contact crimp clamp	captive contact crimp clamp	captive contact crimp clamp

XX -SEE NOTE ON SPECIFICATION SHEET FOR PERFORMANCE, MATERIAL AND MOUNTING HOLE SIZE;

*-1 indicates gold plating, -9 indicates passivated (stainless finish) except in areas where gold plating is required for solderability.